

STIEBEL ELTRON

Simply the Best

New Sleek Housing, Proven Point-of-Use Dependability



Exclusive copper-clad heating element



DHC Classic

POINT-OF-USE

TANKLESS ELECTRIC WATER HEATERS

- › Unlimited Supply of Hot Water
- › Hydraulically Controlled for Quiet Operation
- › Sleek Design Saves Space
- › Major Energy Savings
- › Proven Reliability



ISO 9001
CERTIFIED



800.582.8423

www.stiebel-eltron-usa.com

Ideal For All Point-of-Use Water Heating Applications

Stiebel Eltron DHC Classic tankless electric water heaters are the ideal choice for all point-of-use hand washing applications:

Commercial › Industrial › Institutional

- › Office buildings
- › Stores
- › Malls
- › Warehouses
- › Restaurants
- › Gas stations
- › Schools
- › Hotels/Motels
- › Commercial condominiums
- › Manufacturing facilities

Residential

- › Bathroom sinks
- › Kitchen sinks
- › Laundry areas
- › Cabins/cottages



7 years leakage/3 years parts.
Complete warranty online.



Stiebel Eltron DHC Classic tankless water heaters are designed for installation at the point-of-use. The DHC heats water instantaneously as it flows through the unit. Stand-by heat losses are completely eliminated.

The heating element is controlled by a flow switch which means a DHC Classic can never dry-fire and fail prematurely. And since all DHC Classics are hydraulically controlled, operation is quiet. DHC Classic water heaters are equipped with a safety high-limit with manual reset. The rugged all copper design ensures many years of reliable service.

DHC 3-1, DHC 3-2, and DHC 4-2 Classic models are shipped with 0.5 GPM pressure compensating flow reducer/aerators that fit on most faucets. Flow controls and faucet aerators are highly recommended in conjunction with tankless water heaters. No pressure relief valve, drains, or circulating pumps needed.

Depend on them!

- › Exclusive copper-clad heating element
- › Hydraulically controlled for virtually silent operation
- › Never dry fires and fails prematurely
- › Superior reliability



A sleek new, modern housing with the same reliable copper heating system.

Copper heating system


Safety thermal cut-out with manual reset

Flow switch

Wiring block

Cold water connection

Hot water connection



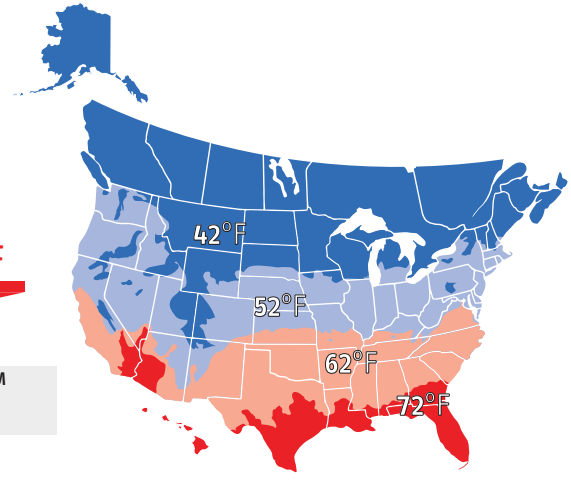
Engineer's Specifications: The tankless electric water heater shall be equipped with a copper sheathed heating element housed in a copper cylinder. The flow switch that operates the heating element shall be of the mechanical pressure differential type. The unit shall be equipped with a safety high-limit switch with manual reset. An integral tamper-proof flow adjustment screw shall be provided for the installer so that water flow rates can easily be adjusted. The water connections shall be designed for 1/2" NPT female adapter. The housing shall be made of high impact polycarbonate plastic.



DHC Classic Single Sink Sizing Guide

This guide shows possible point-of-use fixture or fixtures for use with each DHC. It is not intended for whole house sizing. Use actual achievable flow rates to determine if a particular model and size will deliver the temperature and flow rate required for the installed fixture.

	42°F	52°F	62°F	72°F
DHC 3-1 Classic Min. activation 0.32 GPM				
MAX. FLOW RATE	0.43 GPM	0.54 GPM	0.73 GPM	1.14 GPM
POSSIBLE FIXTURE TYPES				
DHC 3-2 Classic Min. activation 0.32 GPM				
MAX. FLOW RATE	0.47 GPM	0.59 GPM	0.81 GPM	1.25 GPM
POSSIBLE FIXTURE TYPES				
DHC 4-2 Classic Min. activation 0.43 GPM				
MAX. FLOW RATE	0.54 GPM	0.68 GPM	0.93 GPM	1.44 GPM
POSSIBLE FIXTURE TYPES				
DHC 4-3 Classic Min. activation 0.43 GPM				
MAX. FLOW RATE	0.64 GPM	0.81 GPM	1.10 GPM	1.71 GPM
POSSIBLE FIXTURE TYPES				
DHC 5-2 Classic Min. activation 0.43 GPM				
MAX. FLOW RATE	0.68 GPM	0.86 GPM	1.17 GPM	1.82 GPM
POSSIBLE FIXTURE TYPES				
DHC 6-2/6-3 Classic Min. activation 0.48 GPM				
MAX. FLOW RATE	0.85 GPM	1.08 GPM	1.46 GPM	2.28 GPM
POSSIBLE FIXTURE TYPES				
DHC 8-2 Classic Min. activation 0.69 GPM				
MAX. FLOW RATE	1.02 GPM	1.29 GPM	1.76 GPM	2.73 / 1.02 GPM
POSSIBLE FIXTURE TYPES				
DHC 9-3 Classic Min. activation 0.8 GPM				
MAX. FLOW RATE	1.28 GPM	1.62 / 0.90 GPM	2.2 / 1.06 GPM	3.42 / 1.28 GPM
POSSIBLE FIXTURE TYPES				
DHC 10-2 Classic Min. activation 0.8 GPM				
MAX. FLOW RATE	1.37 GPM	1.73 / 0.96 GPM	2.34 / 1.13 GPM	3.64 / 1.37 GPM
POSSIBLE FIXTURE TYPES				



FIXTURES & FLOW RATES

SHOWING POSSIBLE MODEL SUITABILITY | TEMP. FOR MAX. FLOW RATE CALCULATION

SINGLE LAV SINK (Range 0.5-1.5)		90°F
KITCHEN SINK (Range 1.0-2.2)		120°F
UTILITY/JANITOR'S SINK (Range 1.0-2.2)		120°F

Recommendations for 240 V models are correct if installed with 240 V service. Increase one model size if unit will be installed with 208 V service.

Call Stiebel Eltron at 800.582.8423 if you have any sizing questions, or if you have any out-of-the-ordinary situation. Stiebel Eltron service representatives can make recommendations on sizing, or provide assistance with our water heaters, to both homeowners and professional installers.



Certified to ANSI/UL Std. 499
Conforms to CAN/CSA E335-1/3E & E60335-2-35



Tested and certified by WQA against NSF/ANSI 372 for lead free compliance.

Technical Data



Certified to ANSI/UL Std. 499
Conforms to CSA Std. E335-1/3E
& E60335-2-35



Tested and certified by WQA
against NSF/ANSI 372 for lead
free compliance.

ISO 9001
CERTIFIED

Model	DHC 3-1 Classic	DHC 3-2 Classic		DHC 4-2 Classic		DHC 4-3 Classic	DHC 5-2 Classic		DHC 6-2 Classic		DHC 6-3 Classic	DHC 8-2 Classic		DHC 9-3 Classic	DHC 10-2 Classic	
Item no.	202646	202647		202648		202649	202650	208 v	240 v	208 v	202652	202653		202654		202655
Phase - 50/60 Hz	1															
Voltage	120 v	240 v	208 v	240 v	208 v	277 v	240 v	208 v	240 v	208 v	277 v	240 v	208 v	277 v	240 v	208 v
Wattage	3.0 kW	3.3 kW	2.5 kW	3.8 kW	2.9 kW	4.5 kW	4.8 kW	3.6 kW	6.0 kW	4.5 kW	6.0 kW	7.2 kW	5.4 kW	9.0 kW	9.6 kW	7.2 kW
Amperage	25 A	14 A	12 A	16 A	14 A	17 A	20 A	18 A	25 A	22 A	21.7 A	30 A	26 A	32.5 A	40 A	35 A
Min. recommended circuit breaker size ¹	25 A	15 A	15 A	20 A	15 A	20 A	20 A	20 A	25 A	25 A	25 A	30 A	30 A	35 A	40 A	35 A
Min. recommended wire size ²	10/2 AWG	14/2 AWG		12/2 AWG	14/2 AWG	12/2 AWG	12/2 AWG		10/2 AWG		10/2 AWG	10/2 AWG		8/2 AWG		8/2 AWG
Minimum water flow to activate unit	0.32 gpm (1.2 l/min)	0.32 gpm (1.2 l/min)		0.43 gpm (1.6 l/min)		0.43 gpm (1.6 l/min)	0.43 gpm (1.6 l/min)		0.48 gpm (1.8 l/min)		0.48 gpm (1.6 l/min)	0.69 gpm (2.6 l/min)		0.8 gpm (3.0 l/min)		0.8 gpm (3.0 l/min)
Weight	5.5 lb (2.5 kg)	4.6 lb (2.1 kg)		4.6 lb (2.1 kg)		4.6 lb (2.1 kg)	4.6 lb (2.1 kg)		5.5 lb (2.5 kg)		5.5 lb (2.5 kg)	5.5 lb (2.5 kg)		5.5 lb (2.5 kg)		5.5 lb (2.5 kg)
Dimensions	Width 7 ¹⁵ / ₁₆ " (20.2 cm) X Height 14 ³ / ₁₆ " (36.0 cm) X Depth 3 ⁷ / ₈ " (9.8 cm)															
Nominal water volume	0.13 gal (0.5 l)															
Max. permissible inlet temperature	86°F (30°C)															
Working pressure	150 psi (10 bar)															
Tested to pressure	300 psi (20 bar)															
Water connections ³	1/2" NPT															



7 years leakage & 3 years parts.
Complete warranty online.

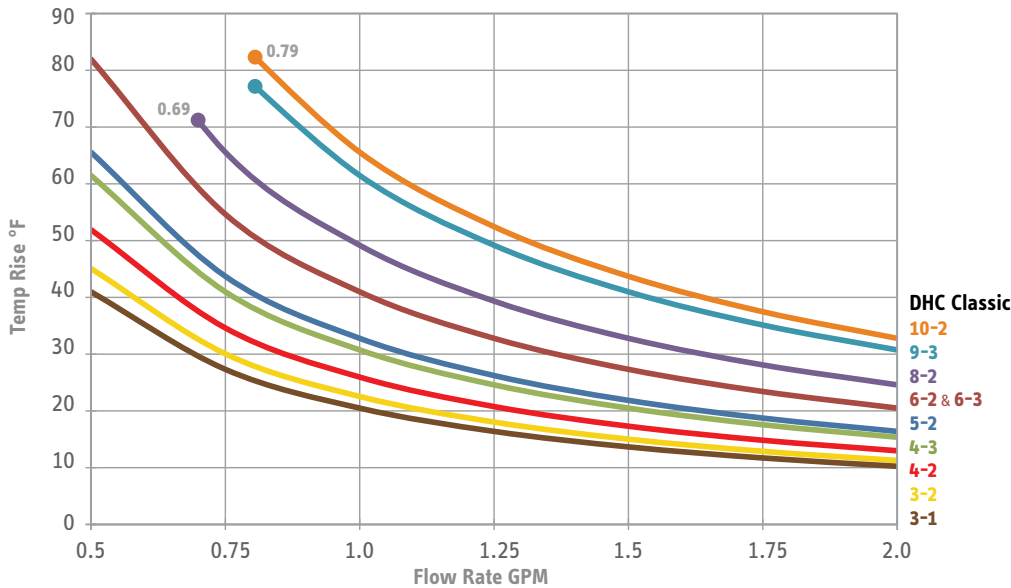
DHC 3-1, 3-2, 4-2 Classic ship with a 0.5 gpm (1.9 l/min) pressure compensating flow-reducer/aerator that must be installed.

¹ This is our recommendation for overcurrent protection sized at 100% of load (DP for 240/208/277 V & SP for 120 V models). Check local codes for compliance if necessary. Tankless water heaters are considered a non-continuous load.

² Copper must be used. Conductors should be sized to maintain a voltage drop of less than 3% under load.

³ Suitable for supply with cold water only.

Temperature Rise vs. Flow Rate at Maximum Rated Voltage



› DHC Classic replaces DHC



Limited Warranty (Excerpt): Subject to the terms and conditions set forth in this limited warranty, Stiebel Eltron, Inc. hereby warrants to the original purchaser that each Tankless Electric Domestic Hot Water Heater shall not (i) leak due to defects in the Manufacturer's materials or workmanship for a period of seven (7) years from the date of purchase or (ii) fail due to defects in the Manufacturer's materials or workmanship for a period of three (3) years from the date of purchase. Complete warranty details available online.

Due to our continuous process of engineering and technological advancement, specifications may change without notice.

STIEBEL ELTRON

17 West Street
West Hatfield, MA 01088

TOLL FREE 800.582.8423

PHONE 413.247.3380

FAX 413.247.3369

info@stiebel-eltron-usa.com

www.stiebel-eltron-usa.com

Printed on recycled chlorine-free paper with soy-based inks. #21-10.2020