



The new degree of comfort.®

C^oNTINUOUS HOT WATER



RHEEM® MID-EFFICIENCY
TANKLESS GAS WATER HEATERS

MID-EFFICIENCY TANKLESS:

- .81 - .82 UEF with All-Copper Heat Exchanger
- Indoor Direct Vent and Outdoor Models
- Rheem Exclusive Water Savings Setting
- Digital Remote Control Diagnostics

Rheem® Classic Plus® Mid Efficiency Tankless Solutions – Energy Efficient Continuous Hot Water

Preferred by contractors¹, the Rheem® Mid-Efficiency Tankless Water Heaters are packed with business-building features.

Efficiency

- .81 - .82 UEF with all-copper heat exchanger
- Intelligent electronic controls designed to increase energy efficiency and safety

Easy Installation and Service

- 1/2" Gas line compatibility up to 24 ft.²
- **Exclusive! Maintenance Notice Setting** – Alerts homeowner – flashing a warning code to call for service check (optional)
- Self-diagnostic system
- 3"/5" concentric vent system with Integrated condensate collector
- Connects to Metal Fab. Inc., 3"/5" concentric venting without an adapter
- High-altitude capability – up to 8,400 ft. elevation above sea level³
- Digital remote control and 10 ft. of thermostat wire included
- Requires 120V power supply (indoor models only)

Performance

- **Industry Best! Low Flow Activation** – Minimum flow rate of .26 GPM and activation flow rate of .40 GPM ensures hot water in low demand situations
- **Exclusive! Hot Start Programming** – Minimizes cold water bursts by staying in ready-fire state for back-to-back hot water needs

Technology

- **EcoNet® Enabled** – all Tankless products from 2010 to present can connect to EcoNet mobile app via Tankless EcoNet Accessory Kit (REWRA630TWH)
- For higher demand applications, accessories available to link multiple units in a load-sharing system



Environmentally Friendly

- **Low Emissions** – Ultra low NOx burner meets SCAQMD rule 1146.2 requirements
- **Exclusive! Water Savings Setting** – Save up to 1,100 gal/year⁴ by reducing water flow at tap until set temperature is achieved (Optional)

Safety

- **Exclusive! Guardian Overheat Film Wrap**
- **Industry Best!** Freeze protection to -30°F
- Maximum water temperature is 140°F. For higher temperature applications, upgrade kits are available

Warranty

- 12-Year heat exchanger – residential, 5-year heat exchanger – commercial, 5-year parts and 1-year labor
- See Warranty Certificate for complete information

.81-.82
UNIFORM
ENERGY
FACTOR

RTG-RC95DVLN-1
Indoor DV ONLY
11,000-199,900
BTU/h
Natural and LP Gas



Recirculation
saves up to
12,000
GALLONS
water/year⁵

Rheem Mid-Efficiency Tankless Water Heater with Built-In Recirculation

- 199,900 BTU/h Indoor model ONLY (For other variants consider on-demand recirculation pump kit)
- Extended cabinet houses pre-plumbed recirculation pump for easy install and clean look
- Recirculation provides faster hot water at the tap saving homeowner time
- **Max. Pipe Lengths:**
3/4" copper pipe – 400 ft. total
1/2" copper pipe – 100 ft. total

Recirculation Pump

- 008-CT Taco Genie On Demand Pump
- Wired push button (included)
- Separate power cord (2 total for unit)

Accessories

- **Service Valves** – To isolate unit for easy flushing and maintenance (included)
- **Crossover Valve** – Uses cold water line for recirculation reducing install time (included)
- **Remote Transmitter & Motion Sensor Activation Accessories** for On-Demand Recirculation pump (optional)



Rheem Tankless Water Heater with EcoNet® WiFi Included

Smart Home Features

- Water leak detection alert and system shut off (indoor models only) – may qualify for insurance discounts
- Mobile alerts for notifications/maintenance reminders
- Mobile gas and water usage reports
- Integration with NEST & WINK smart home systems

Product Includes

- Factory-installed translator
- Leak detection cable (for indoor models)
- WiFi Module, connection cable and power cord

App available free in App Store and Google Play for Android



RTG-95DVELN-1
Indoor DV with EcoNet®
11,000-199,900 BTU/h Only
(Outdoor model also available)



¹ According to a 2015 survey of tankless contractors by Hanover Research on behalf of Rheem

² Based on Rheem testing of 1/2" gas line with gas supply of 7" w.c. up to 24'; Installation conditions vary; Consult the Rheem® Use and Care Manual, the Rheem® Gas Piping Facts brochure (TK-GPF-12), the National Fuel Gas Code (NFPA 54, ANSI Z223.1), and any other local gas codes when installing a Rheem Tankless Water Heater.

³ Contact customer service for exact altitude rating for each model.

⁴ Savings based on DOE test procedures.

⁵ Savings per News Bulletin released by the United States Department of Energy / Oak Ridge National Laboratory, November 2002 on study on water and energy savings in residential homes using Hot Water Recirculating System.

Superior Construction and Reliability



Indoor Direct Vent

- 1 All-Copper Heat Exchanger
- 2 Over Heat Film Wrap
- 3 Electronic Spark Ignition
- 4 160,000 - 199,900 BTU/h Modulating Burner
- 5 Electronic Control Board
- 6 Built-in Electric Blower
- 7 Water Flow Control System
- 8 Modulating Gas Valve



EcoNet® Enabled – All tankless models from 2010 to present can connect to EcoNet mobile app via Tankles EcoNet Accessory Kit (REWRA630TWH)



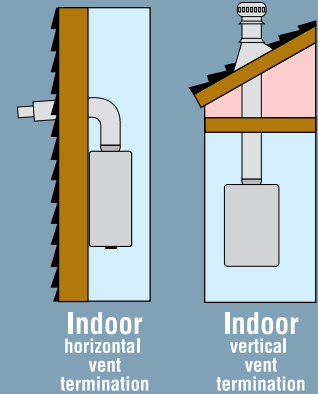
Outdoor

- 1 All-Copper Heat Exchanger
- 2 Over Heat Film Wrap
- 3 Electronic Spark Ignition
- 4 160,000 - 199,900 BTU/h Modulating Burner
- 5 Electronic Control Board
- 6 Built-in Electric Blower
- 7 Water Flow Control System
- 8 Modulating Gas Valve

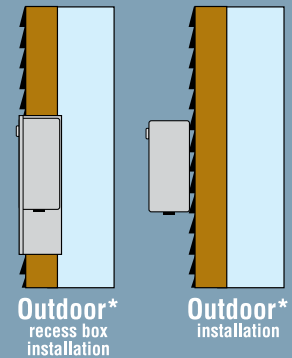
Venting Options and Installations



3\"/>



All indoor tankless units must be vented vertically or horizontally to the outdoors using manufacturer approved venting material. See the installation instructions for each specific model. (ULCS636 Pipe must be used for Canada.)



*Outdoor units do not require venting materials. Venting details, including clearances and diagrams can be found in the "Use & Care Manual" of Rheem indoor tankless water heaters.





The new degree of comfort.®

Specifications

DESCRIPTION				FEATURES					ROUGHING IN DIMENSIONS (SHOWN IN INCHES)						ENERGY INFO.	
MODEL NUMBER	GAS INPUT BTU/H	TYPE	NUMBER OF BATHROOMS*	TEMP. RANGE	MIN. FLOW/ACTIVATION GPM	GPM @ 67° RISE MAX.	GPM @ 45° RISE MAX.	MAX. GPM	CONNECTION		HEIGHT	WIDTH	DEPTH	VENT DIAM.	SHIP WEIGHT (LBS.)	UNIFORM ENERGY FACTOR (UEF)
									WATER	GAS						
Rheem RTG-95 Mid-Efficiency Series																
RTG-RC95DVLN-1	11,000-199,900	Indoor DV w/ Recurc Pump	3-4	85° to 140° F	0.26/0.40	5.0	7.4	9.5	3/4	3/4	36-3/4	13-7/8	9-7/8	3 by 5 CONCENTRIC	80	0.82
RTG-95DVLN-1	11,000-199,900	Indoor Direct Vent	3-4	85° to 140° F	0.26/0.40	5.0	7.4	9.5	3/4	3/4	25-5/8	13-7/8	9-7/8	3 by 5 CONCENTRIC	54	0.82
RTG-95DVELN-1 (EcoNet® Included)	11,000-199,900	Indoor Direct Vent	3-4	85° to 140° F	0.26/0.40	5.0	7.4	9.5	3/4	3/4	25-5/8	13-7/8	9-7/8	3 by 5 CONCENTRIC	54	0.82
RTG-95XLN-1	11,000-199,900	Outdoor	3-4	85° to 140° F	0.26/0.40	4.9	7.4	9.5	3/4	3/4	23-5/8	13-7/8	8-7/8	N/A	54	0.81
RTG-95XELN-1 (EcoNet® Included)	11,000-199,900	Outdoor	3-4	85° to 140° F	0.26/0.40	4.9	7.4	9.5	3/4	3/4	23-5/8	13-7/8	8-7/8	N/A	54	0.81
Rheem RTG-84 Mid-Efficiency Series																
RTG-84DVLN-1	11,000-180,000	Indoor Direct Vent	3	85° to 140° F	0.26/0.40	4.5	6.7	8.4	3/4	3/4	25-5/8	13-7/8	9-7/8	3 by 5 CONCENTRIC	54	0.82
RTG-84XLN-1	11,000-180,000	Outdoor	3	85° to 140° F	0.26/0.40	4.5	6.7	8.4	3/4	3/4	23-5/8	13-7/8	8-7/8	N/A	54	0.81
Rheem RTG-70 Mid-Efficiency Series																
RTG-70DVLN-1	11,000-160,000	Indoor Direct Vent	2-3	85° to 140° F	0.26/0.40	4.1	6.0	7.0	3/4	3/4	25-5/8	13-7/8	9-7/8	3 by 5 CONCENTRIC	54	0.82
RTG-70XLN-1	11,000-160,000	Outdoor	2-3	85° to 140° F	0.26/0.40	4.1	6.0	7.0	3/4	3/4	23-5/8	13-7/8	8-7/8	N/A	54	0.81

*Based on simultaneous showers using 2.5 gallons per minute. Flow rates vary depending on temperature of cold water supply.

Uniform Energy Factor and Energy Factor based on Department of Energy (D.O.E.) requirements.

All models are available in Natural Gas and Propane (LP). For Propane replace the N with P when ordering.

SCAQMD 1146.2 compliant.

Factory set maximum temperature is 120° F. See Use and Care Manual for setting.

Consult factory for information on sizing the application.

Add a "C" to the model number when ordering Canadian models. Outdoor models are only for seasonal use in Canada.

Please contact Rheem Canada Ltd. for details.

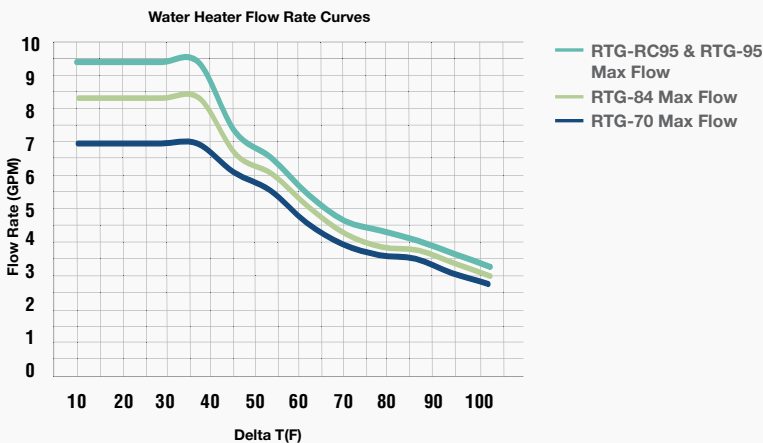
Vent Termination Kits are required for Direct Vent models. Contact your distributor for details.

Proper gas pressure must be ensured to supply tankless gas water heaters – up to 199,900 BTU/h for RTG-95 models, up to 180,000 BTU/h for RTG-84 models and up to 160,000 BTU/h for RTG-70 models. (Consult your gas supplier)



Model Number	Temperature Rise (° F)								
	35°	45°	50°	60°	67°	70°	80°	90°	100°
RTG-RC95 Water Flow (GPM)	9.5	7.4	6.6	5.5	5.0	4.7	4.1	3.7	3.3
RTG-95 Water Flow (GPM)	9.5	7.4	6.6	5.5	5.0	4.7	4.1	3.7	3.3
RTG-84 Water Flow (GPM)	8.4	6.7	6.1	5.1	4.5	4.3	3.8	3.4	3.0
RTG-70 Water Flow (GPM)	7.0	6.0	5.4	4.5	4.1	3.9	3.4	3.0	2.7

Above estimates are for sizing purposes only.



Maximum Vent Length (intake/outlet):

Number of 90° Elbows	Maximum Length of Straight Pipe
1	39.0 ft. (12.0 m)
2	37.5 ft. (11.5 m)
3	36 ft. (11m)
4	34.5 ft. (10.5 m)
5	33.0 ft. (10.0 m)
6	31.5 ft. (9.5 m)

(Manufacturer approved venting required)



For more information on Tankless parts and accessories, see the Parts and Accessories Catalog or call 866-720-2076.

In keeping with its policy of continuous progress and product improvement, Rheem reserves the right to make changes without notice.

Rheem Water Heating • 1115 Northmeadow Parkway, Suite 100
Roswell, Georgia 30076 • 1.800.621.5622

Rheem Canada Ltd./Ltée • 125 Edgeware Road, Unit 1
Brampton, Ontario L6Y 0P5 • 1.800.268.6966